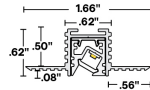





MICRO 5 POP MUD-IN-FLAT (01)

RGB

24VDC Linear Fixtures - Recessed



- MICRO 5 Series linear LED fixture designed to provide superior light performance and uniformity with discreet integration into drywall
- Two-piece mud-in fixture
- Asymmetric fixture with an 80° focused beam 20° off-nadir
- Once installed, its wings are covered with tape and compound to create a seamless look
- Red, Green, and Blue LED allows for color changing applications

ORDERING PROCESS

- A** Specify LED Fixture **B** Specify MUD-IN Housing

A. LED FIXTURE

INFORMATION REQUIRED FOR LIGHTING SCHEDULE					ADDITIONAL INFORMATION REQUIRED TO ORDER								
A1	A2	A3	A4	A5	A6	A7	A8	A9	A10	A11	A12	A13	A14
PRODUCT	WATTS/ FT	CCT	RATED	LENS	WIRE INPUT/ OUTPUT	CONNECTOR/ WIRE IN	CONNECTOR/ WIRE OUT	WIRE COLOR	WIRE TYPE	MOUNTING	FINISH	LENGTH (IN)	EXACT/ OPTIMAL
POP-MD-01-RGB	4.0	RGB											

Sample Part Number: **POP-MD-01-RGB-4.0-RGB-DRY-S1A-BW-CLS-WH-CL2-SP-ST-48"-E**

A1	A2	A3	A4	A5
PRODUCT	WATTS/FT	CCT	RATED	LENS
POP-MD-01-RGB See following pages for compatible power supplies.	4.0 4.0W/ft	RGB	DRY IP20 DMP IP54	DF Diffused PR Polar For representation of LED visibility, see Diode Visibility section on following pages. For beam angles, see Photometric Performance section on following pages

A6	A7	A8
WIRE INPUT/OUTPUT	CONNECTOR/WIRE IN	CONNECTOR/WIRE OUT
SINGLE (Input Only) S1A End Feed S1B End Feed S2A Bottom Feed S2B Bottom Feed For continuous mounting, consider bottom feed. PASS THROUGH (Input/output) P1A End Feed P1B End Feed P2A Bottom Feed P2B Bottom Feed For continuous mounting, consider bottom feed.	BW Bare Wire (Standard 24") BW: Standard length is 24". Max length is 120". Request custom length by writing in part number next to BW (example: BW48) BW Bare Wire (Standard 24") BW: Standard length is 24". Max length is 120". Request custom length by writing in part number next to BW (example: BW48)	CLS Closed End (No feed) BW Bare Wire (Standard 24") BW: Standard length is 24". Max length is 120". Request custom length by writing in part number next to BW (example: BW48)

A9	A10	A11	A12	A13	A14
WIRE COLOR	WIRE TYPE	MOUNTING	FINISH	LENGTH (IN)	EXACT/OPTIMAL
WH White BK Black	CL2 Class 2 CL2P Plenum Rated CL2P only available with bare wire leads (BW)	SC Screw SP Spring Clip For either mounting option POP-MD-MNT-KIT is required for mounting POP into the Mud-In Channel	ST Satin BK Black BZ Bronze WH White CU Custom Custom finishes have longer lead times. Non-RAL 9003 whites custom.	Minimum length is 12", maximum length is 98.43" not including end caps. Contact us for lengths under 12".	E Exact specified length O Optimal illumination Exact fixtures match the exact length you specify, but they may have dim spots at the ends. Optimal fixtures are slightly shorter than the length specified, but provide full illumination from end to end.

5 year warranty | Warranty only valid with QTL power supplies | Field modifications void warranty | Data subject to change, all data has +/- 5% tolerance



MICRO 5 POP MUD-IN-FLAT (01) RGB

24VDC Linear Fixtures - Recessed

B. MUD-IN HOUSING

<div>B1</div> <div>PRODUCT</div>	<div>B2</div> <div>LENGTH</div>
POP-MD	

Sample Part Number: POP-MD-FCN

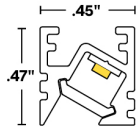
<div>B1</div> <div>PRODUCT</div>	<div>B2</div> <div>LENGTH</div>
POP-MD	<div>FCN</div> Field Cuttable <div>CTL</div> Cut to Length <div>Full length 98.43" housings will be sent for field cuttable specifications. Quantity will be determined by dividing the POP fixture measurements by 98.43 and rounding up. Cut to length housing specifications will be the length of the POP fixture specified, plus .125" for endcaps.</div>



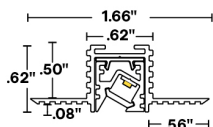
MICRO 5 POP MUD-IN-FLAT (01) RGB

24VDC Linear Fixtures - Recessed

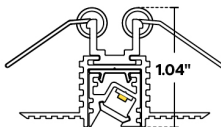
A1 PRODUCT - DIMENSIONS



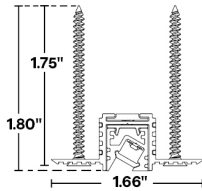
Profile



Profile with mud-in accessory



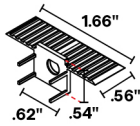
Profile with mud-in accessory and spring clip



Profile with mud-in accessory and screw mount

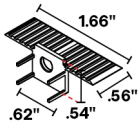
END CAPS

Flat end caps



Feed

To order separately, use
POP-EC-MDIN-A-ST



Feed

To order separately, use
POP-EC-MDIN-B-ST

A2 DELIVERED LUMENS

[Calculated L70 = 52000 hrs]
Tested with POP-01-RGB-4.0-RGB-DRY

	Red		Green		Blue		All
	LM/FT	Wavelength	LM/FT	Wavelength	LM/FT	Wavelength	
PR	25	627	72	522	19	469	109
DF	23	627	66	523	18	470	98

A5 DIODE VISIBILITY

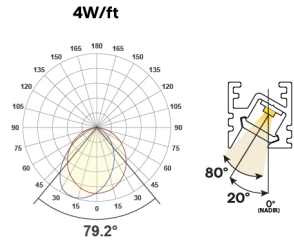


DF - Diffused lens

PR - Polar lens

PHOTOMETRIC PERFORMANCE

Nominal beam spread shown, beam spread varies based on light engine. For more detailed information, see photometric data.



DF lens in green



MICRO 5 POP MUD-IN-FLAT (01) RGB

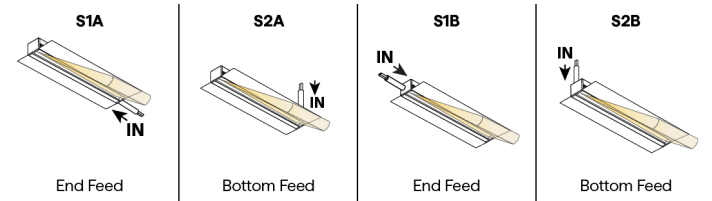
24VDC Linear Fixtures - Recessed

TEMPERATURE RATINGS

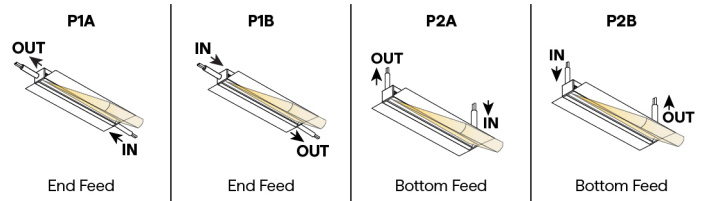
		4.0 W/FT	
		Min	Max
DRY	Ambient Operating Temp - Recessed	-4°F	110°F
DMP	Ambient Operating Temp - Recessed	-4°F	105°F

A6 WIRE INPUT/OUTPUT

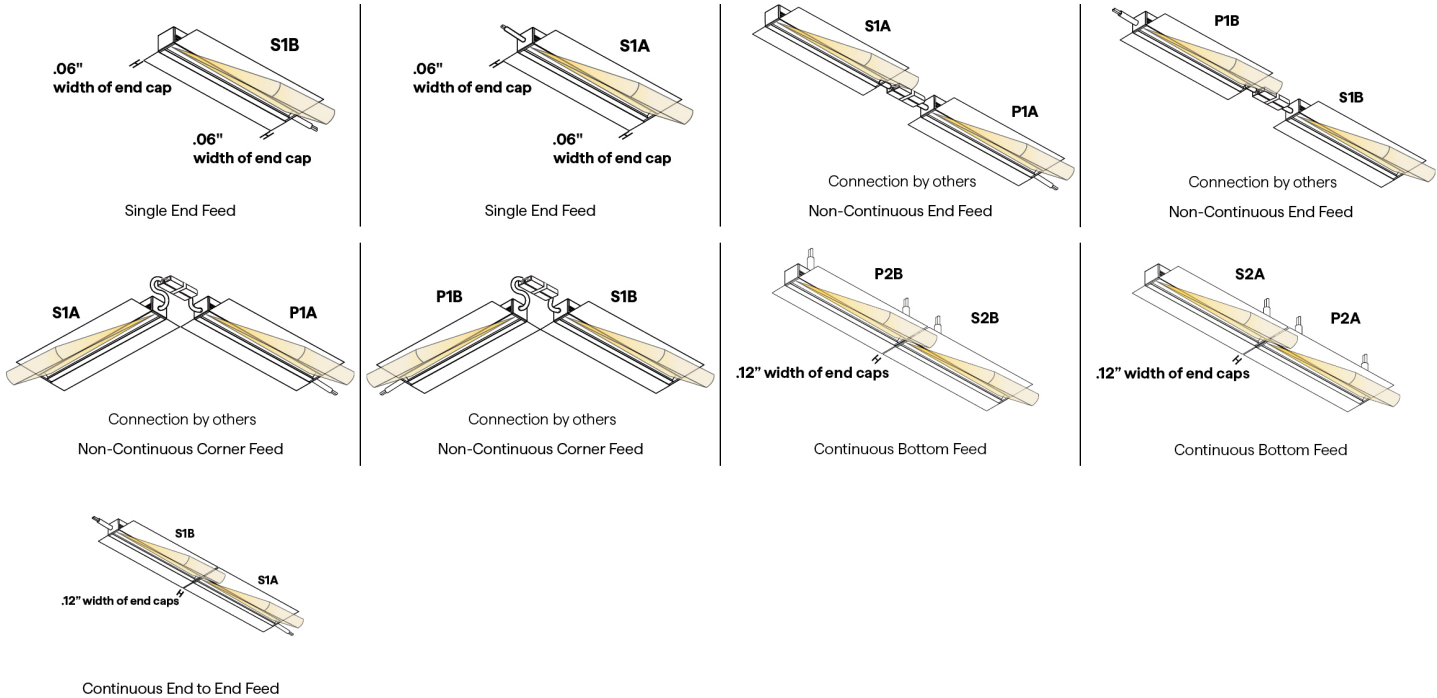
ASYMMETRIC ONLY SINGLE (Input only)



ASYMMETRIC ONLY PASS THROUGH (Input/Output)



CONFIGURATION OPTIONS



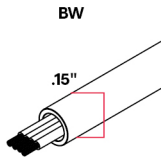


MICRO 5 POP MUD-IN-FLAT (01) RGB

24VDC Linear Fixtures - Recessed

A7 / A8 CONNECTOR/WIRE – IN/OUT

Connector/Wire In or Out not needed to specify product. Typical selection is S1 for Wire Input/Output, BW for Connector/Wire In, N/A for Connector/Wire Out



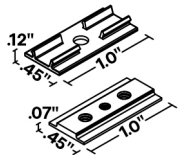
Bare Wire 24"
22 AWG

A9 WIRE COLOR



A11 MOUNTING

POP-MD-MNT-KIT



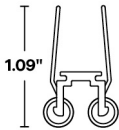
Plastic Clip Kit

2 clips provided for 4' or less;
4 clips provided for greater
than 4'

To order separately use POP-
MD-MNT-KIT

Each clip comes with a #4 x
3/16 Flat Head SS" and two
#6 x 1/8" long set screws

SP



Spring Clip

Only to be used with mud-in
accessory

4 clips provided for each full
length of MUD-IN

To order separately use
SP-02


832



832 Silicone

Sold separately


SC



Screw

6 #6x1.75" flat head screws
are provided for each full
length of MUD-IN

A12 FINISH



Custom finishes require a longer lead time, consult factory




MICRO 5 POP MUD-IN-FLAT (01) RGB

24VDC Linear Fixtures - Recessed

15 EXACT/OPTIMAL FIXTURE LENGTH

Exact fixtures are the exact length specified. Optimal fixtures' length is rounded down based on LED cut points to allow the fixture to be illuminated end to end. For runs with multiple fixtures that need to fill a specific length, it's recommended to order all optimal fixtures with an exact fixture at the end of the run.



RGB DRY DMP LENGTHS BY INCH

EXACT LENGTH

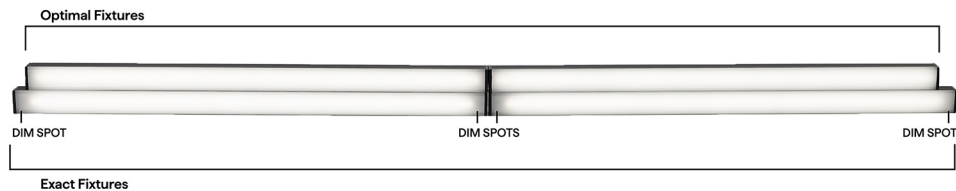
Requested Length	Potential dim spot on either end of a S1 fixture
	S1
12"	1"
13"	0.5"
14"	1"
15"	0.5"
16"	1"
17"	0.5"
18"	1"
19"	0.5"
20"	1"
21"	0.5"
22"	1"
23"	0.5"
24"	1"
36"	1"
48"	1"
60"	1"
72"	1"
84"	1"
96"	1"

OPTIMAL LENGTH

Requested Nominal Length	S1A/B & S2A/B		P1A/B & P2A/B	
	S1	S2	P1	P2
12"	10.50"	10.75"	10.50"	10.75"
13"	12.50"	12.75"	12.50"	12.75"
14"	12.50"	12.75"	12.50"	12.75"
15"	14.50"	14.75"	14.50"	14.75"
16"	14.50"	14.75"	14.50"	14.75"
17"	16.50"	16.75"	16.50"	16.75"
18"	16.50"	16.75"	16.50"	16.75"
19"	18.50"	18.75"	18.50"	18.75"
20"	18.50"	18.75"	18.50"	18.75"
21"	20.50"	20.75"	20.50"	20.75"
22"	20.50"	20.75"	20.50"	20.75"
23"	22.50"	22.75"	22.50"	22.75"
24"	22.50"	22.75"	22.50"	22.75"
36"	34.50"	34.75"	34.50"	34.75"
48"	46.50"	46.75"	46.50"	46.75"
60"	58.50"	58.75"	58.50"	58.75"
72"	70.50"	70.75"	70.50"	70.75"
84"	82.50"	82.75"	82.50"	82.75"
96"	94.50"	94.75"	94.50"	94.75"

A14 EXACT/OPTIMAL FIXTURE LENGTH

Exact fixtures are the exact length specified. Optimal fixtures' length is rounded down based on LED cut points to allow the fixture to be illuminated end to end. For runs with multiple fixtures that need to fill a specific length, it's recommended to order all optimal fixtures with an exact fixture at the end of the run.





MICRO 5 POP MUD-IN-FLAT (01) RGB

24VDC Linear Fixtures - Recessed


COMPATIBLE POWER SUPPLIES

See power supplies cut sheets for more information. Data subject to change, all data has +/- 5% tolerance.

DIM TO LEVEL	INDOOR
	MICRO 5-RGB
0.1%	QT-CAB-eLED+DALI-DT8 QT-CAB-eLED+DMX QTM-eLED+DALI-DT8 QTM-eLED+DMX QZ-DMX
1%	QZ-DALI-DT8
10%	Non-Dim Power Supply with RGB App Dongle

DIMMING PROTOCOL	INDOOR
	MICRO 5-RGB
DMX	QTM-eLED+DMX QZ-DMX
DALI-2: DT8	QT-CAB-eLED+DALI-DT8 QTM-eLED+DALI-DT8 QZ-DALI-DT8

COMPATIBLE WIRING ACCESSORIES



UL Listed, miniature junction box, DRY/DMP (WET rated with silicone)

COMPATIBLE CONTROL ACCESSORIES

SCENE APP DONGLE



Wi-Fi or Bluetooth Connectivity

COMPATIBLE APPS

NFC APP



Read and write DMX addresses and adjust voltage